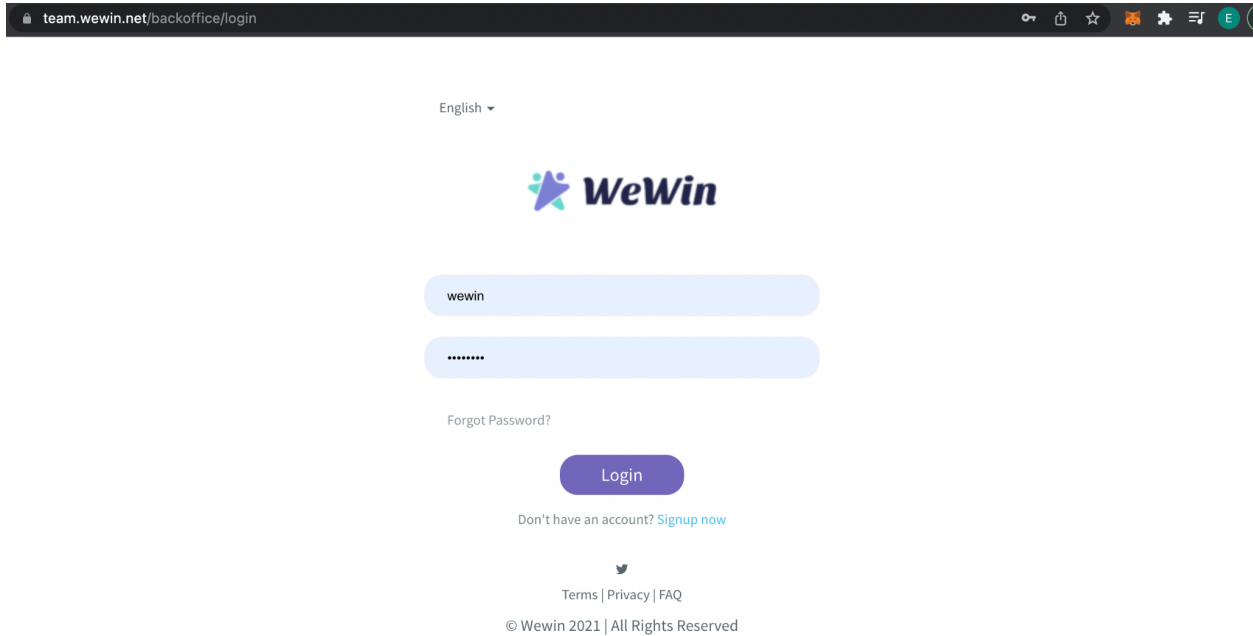



## New Verifier User Sign-Up

1. Go to <https://team.wewin.net> -> click "SignUp Now"



The screenshot shows a web browser window with the address bar displaying `team.wewin.net/backoffice/login`. The page content includes a language selector set to "English", the WeWin logo, and a login form with two input fields: the first contains the text "wewin" and the second contains masked characters "\*\*\*\*\*". Below the password field is a link for "Forgot Password?". A purple "Login" button is positioned below the form. At the bottom of the form area, there is a link that says "Don't have an account? Signup now". The footer of the page contains a Twitter icon, links for "Terms | Privacy | FAQ", and the copyright notice "© Wewin 2021 | All Rights Reserved".

English ▾

 **WeWin**


wewin

\*\*\*\*\*

[Forgot Password?](#)

Login

[Don't have an account? Signup now](#)



[Terms](#) | [Privacy](#) | [FAQ](#)

© Wewin 2021 | All Rights Reserved

2. Enter Sponsor UserName ex “eho2k21”, and Full Name is auto-filled -> select Reg Pack1(\$100) as Product

English ▾

1 2 3 4

### SPONSOR AND PACKAGE INFORMATION

Sponsor Username (Sponsor User's UserID)\*

Product\*

Select Product ▾

Next

English ▾

1 2 3 4

### SPONSOR AND PACKAGE INFORMATION

Sponsor Username (Sponsor User's UserID)\*

Product\*

新审核员 | New Verifier ( \$100 ) ▾

Next

3. Enter new User's First Name, and Last Name -> Enter Date of Birth -> Enter E-mail -> Enter Mobile #

English ▾

1 2 3 4

### CONTACT INFORMATION

First Name \*

Last Name

Date Of Birth \*

E-mail \*

Mobile No \*

[Previous](#) [Next](#)

4. Enter Password -> Confirm Password -> Check "I Accept .." -> click "Next"

English ▾

1 2 3 4

### LOGIN INFORMATION

Username\*

Password\*

Confirm Password\*

☐ I ACCEPT TERMS AND CONDITIONS \*

[Previous](#) [Next](#)

5. There are 3 payment options available : 1. PayPal / Credit Card 2. eWallet Credit 3. Offline Payment (including both Fiat and Crypto Payments) Select **“PayPal or Credit Card”** , click “Next” button to continue onto the PayPal page in order to pay by your PayPal account, or Pay as Guest with Credit Card or Debit Card -> once payment is completed, you will be able to sign in with your userID and password.

English ▾

1


2


3


4

PAYMENT TYPE

Total amount: \$ 100.00

  
Paypal or Credit card

  
eWallet Credit

  
Money Transfer

Click next button to continue

Previous

Next



## Pay with PayPal

With a PayPal account, you're eligible for free return shipping, Purchase Protection, and more.

[Forgot password?](#)

Log In

or

Pay with Debit or Credit Card



🛒 \$100.00 USD ▼

English ▼

Have a PayPal account?

Log In

or

### PayPal Guest Checkout

We don't share your financial details with the merchant.

Country/Region  
United States ▼



### Billing address



PayPal is the safer, easier way to pay

No matter where you shop, we keep your financial information secure.


6. Select and Click “**eWallet Credit**” in order to pay with your Sponsor’s WeWin in-app credit by providing Sponsor’s userID and transaction password -> if credentials are correct and sufficient credit is available, you will be able to sign in with your userID and password.


English ▾


1 — 2 — 3 — 4

**PAYMENT TYPE**

Total amount: \$ 100.00

  
Paypal or Credit card

  
eWallet Credit

  
Money Transfer

Sponsor Username\*

Transaction Password\*

Check Availability

Previous


Finish





7. Select and Click “**Money Transfer**” in order to make payment offline 1. **Fiat Payment:** (click link here to make payment <https://buy.stripe.com/14keYvaAYfIP0NOaEG> ) -> upload payment receipt -> click Next -> wait for Admin review to confirm payment and approve signup 2. **Crypto Payment:** Reference <https://wewin.net/faq> -> item “Can I Pay for my registration fee with USDT/USDC ?” for the target wallet address details based on your wallet type. After USDT transfer completed, capture transfer confirmation receipt and upload as screenshot, it would also be helpful to enter the transaction hash string in the "Bank Details" section


PAYMENT TYPE

Total amount: \$ 100.00

  
Paypal or Credit card

  
eWallet Credit

  
Money Transfer

  
Crypto Transfer

Payment receipt uploaded successfully

Bank Details


Account Details

Select Receipt \*

Choose File

blockchain-4-900x6001

(Allowed types jpg|jpeg|png)



Remove

Upload